


Cuba

Official Name República de Cuba
Capital City La Habana
National Currency Cuban peso
Area 109,890 km²
Population (thousand) 11,411 (2014)
% of urban population 76.6% (2010)
Life expectancy 79 years (2010_2015)
GDP per capita (annual dolars) 6,996 (2014)
National Statistical Office Oficina Nacional de Estadística (ONE)
Institution in charge of the production of the National MDG Report Oficina Nacional de Estadística (ONE)



The boundaries and names shown on this map do not imply official endorsement or acceptance by the United Nations.

Goal 1 Eradicate extreme poverty and hunger

Proportion of population living in poverty and extreme poverty by geographical area

No data to display.

MDG1 Selected Indicators

	1990	2000	2011
Proportion of population below 1 dolar (PPP) per day (%)/a
Proportion of population living in extreme poverty (based on national poverty lines comparable at Regional level) (%)/b
Indigence gap ratio (based on national poverty lines comparable at Regional level) (%)/b
Share of poorest quintile in national income (%)/b
Employment-to-population ratio(%)/a	44.9	43.5	73.6

Number of poor women for every 100 poor men (Poverty Femininity Index)

No data to display.

Source: ECLAC on the basis of special tabulations of data from household surveys. Source: ECLAC on the basis of /a World Bank and United Nations MDG Indicators Database, /b Special tabulations of data from household surveys. Source: ECLAC on the basis of special tabulations of data from household surveys.

Goal 2 Achieve universal primary education

MDG2 Selected Indicators

	1990	2000	2015
Adjusted net enrolment ratio in primary education (%)/a	92.3	97.9	96.4 (2013)
Percentage of population aged 15-19 who completed primary education (%)/b
Percentage of population aged 20-24 who completed secondary education (%)/b
Literacy rate of 15-24 year-olds, women and men (%)/a	...	100.0 (2002)	99.9
Public expenditure on education (%)/a	7.1 (1991)	7.7	12.8 (2010)

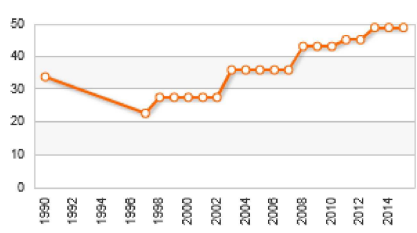
Source: ECLAC on the basis of: a/ UNESCO-UIS Institute for Statistics /b Special tabulations of data from household surveys.

Goal 3 Promote gender equality and empower women

USD earned by a woman for every 100USD earned by a man, by years of schooling completed(...)

No data to display.

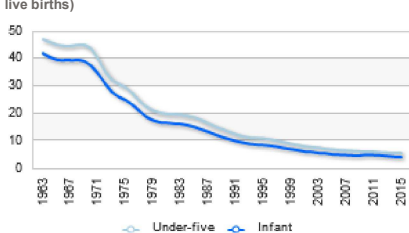
Proportion of seats held by women in national parliament




Source: ECLAC on the basis of special tabulations of data from household surveys. Source: ECLAC on the basis of United Nations, MDG Indicators Database.

Goal 4 Reduce child mortality

Infant mortality rate and Under-five mortality rate (per 1.000 live births)



Proportion of 1 year-old children immunised against measles



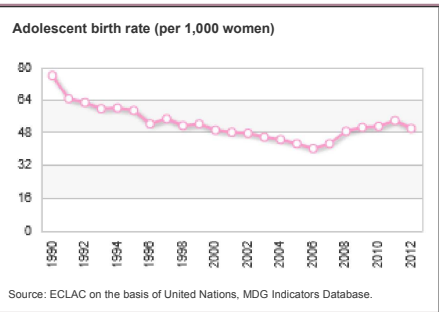
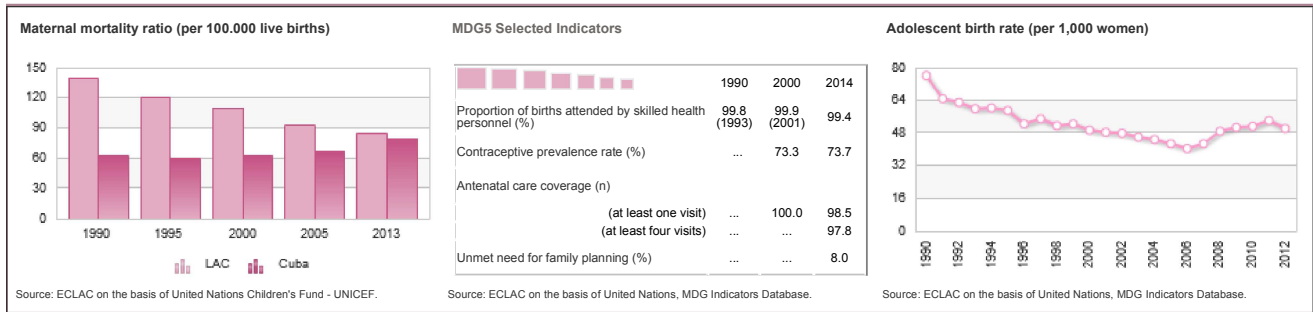
Source: ECLAC on the basis of United Nations Children's Fund - UNICEF. Source: ECLAC on the basis of United Nations, MDG Indicators Database.

In September 2000, the largest-ever gathering of world leaders ushered in the new millennium by adopting the Millennium Declaration. The Declaration, endorsed by 189 countries, was then translated into a roadmap setting out goals to be reached by 2015.

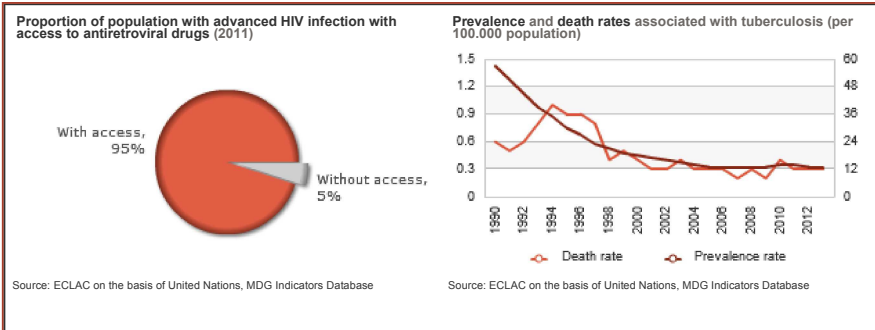
The eight Millennium Development Goals (MDGs) build on agreements made at United Nations conferences in the 1990s and represent commitments by all countries to reduce poverty and hunger, and to tackle ill-health, gender inequality, lack of education, lack of access to clean water and environmental degradation.

ECLAC as part of the United Nations System contributes to monitoring the countries progress towards the fulfillment of the MDGs.

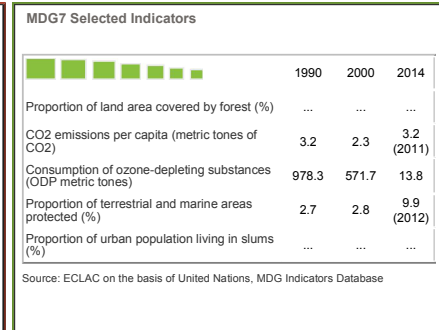
Goal 5 Improve maternal health



Goal 6 Combat HIV/AIDS, malaria and other diseases

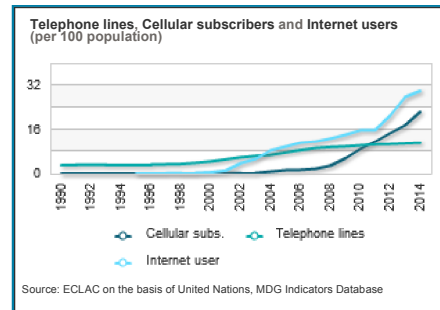


Goal 7 Ensure environmental sustainability



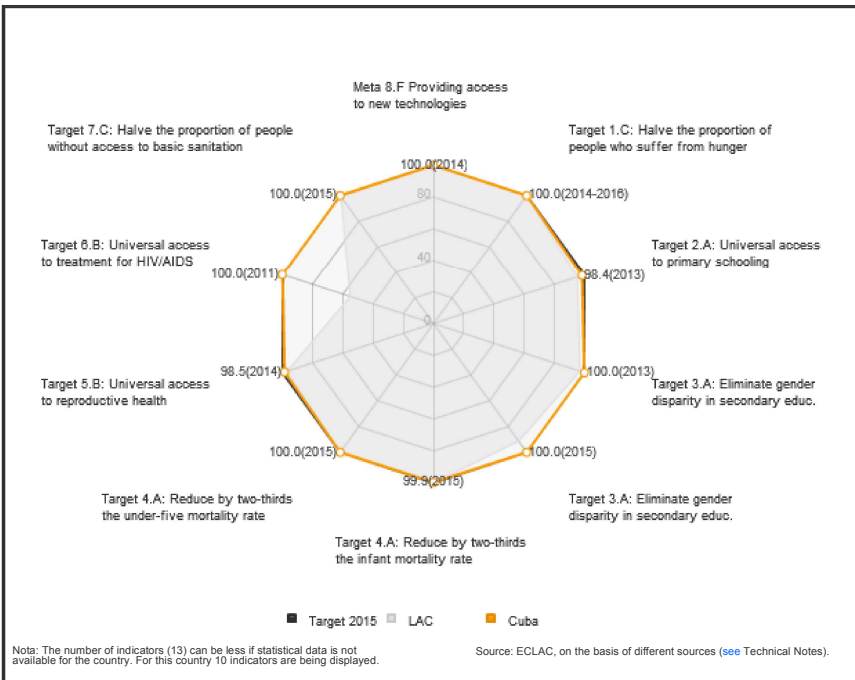
Goal 8 Develop a global partnership for development

Cuba : Degree of compliance with 2015 Targets of the Millennium Development Goals



Targets and Indicators used to measure the degree of compliance with the Goals

- Target 1A, Indicator 1.1:** Proportion of population living in extreme poverty.
- Target 1B, Indicator 1.6:** Proportion of employed people living in extreme poverty.
- Target 1C, Indicator 1.9:** Proportion of population below minimum level of dietary energy consumption.
- Target 2A, Indicator 2.1:** Adjusted net enrolment ratio in primary education.
- Target 3A, Indicator 3.1:** Ratios of girls to boys in primary, secondary and tertiary education.
- Target 3A, Indicator 3.3:** Proportion of seats held by women in national parliament.
- Target 4A, Indicator 4.1:** Under-five mortality rate; **Indicator 4.2:** Infant mortality rate.
- Target 5B, Indicator 5.2:** Proportion of births attended by skilled health personnel.
- Target 6B, Indicator 6.5:** Proportion of population with advanced HIV infection with access to antiretroviral drugs.
- Target 7C, Indicator 7.8:** Proportion of population using an improved drinking water source; **Indicator 7.9:** Proportion of population using an improved sanitation facility.
- Target 8F, Indicator 8.16:** Internet users per 100 population.



Last updated: 27/Nov/2015